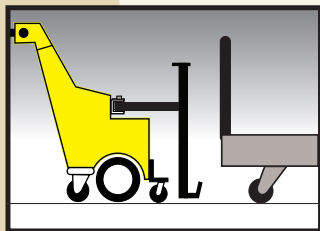


CartCaddy Shorty

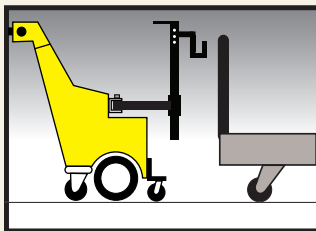
Prevents physical strain and pain associated with pushing or pulling heavy carts and other wheeled equipment.



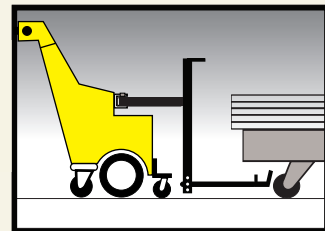
Push or Pull up to 3,000 lb.



Spring Hitch arm raises and lowers, connecting to the bottom lip of most any cart.

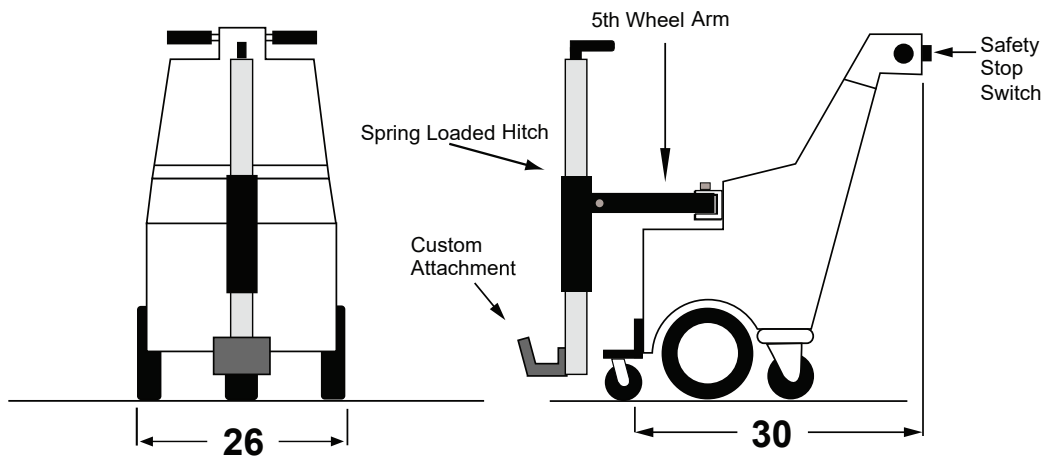


CartCaddy quickly connects to horizontal handles or bars.



Custom attachment reaches under product or material to grab bottom side of cart.

CartCaddyShorty™



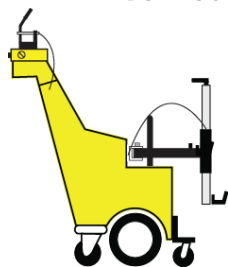
CartCaddyShorty Standard Features

- Welded Sheet Steel Frame
- 1500 lb. Differential / Transaxle
- High Tech Speed Controller
- Neutral Throttle Braking
- Adjustable Acceleration/Braking
- 36v(3) 85 Amp Batteries
- Variable Speed Twist Grip
- 0-3 mph Forward/ Reverse
- Non-Marking Tires
- Battery Discharge Indicator
- Automatic Charger

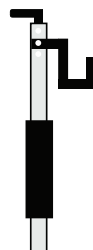
CartCaddyShorty Prices and Options

- CartCaddyShorty
- High Output Motor Upgrade
- 200lbs Weight for Traction
- Foam Filled Tires (set of 2)
- Safety Stop Switch
- 5th Wheel Arm
- Spring Loaded Hitch
- Custom Adjustable Powder Coated Steel Attachment
- Safety Light and Pole
- Safety Horn
- Maintenance-free Batteries (set of 3)
- Onboard Charger
- Spring Loaded hitch with Lever Handle & Cable
- Electric Actuator Lift Kit


These prices are only recommendations. Please consult a Sales Engineer at DJ Products, Inc. for your specific application. Other options are available



Lever handle and cable raises and lowers custom hitch.



Spring loaded hitch attaches to handle bars of cart.



Spring loaded hitch attaches to the bottom of cart.